

Carina Semi-Inset Square Basin



Product Code: **CABSI4W**

The Carina semi-inset basin is designed to be partially installed into a vanity or counter top. With an integrated overflow that fits in beautifully into the Carina's sleek design.

- A slender minimal designed basin
- Semi-inset basin
- Integrated overflow
- Sits up 80mm on bench top
- Soft square edges
- Pop-up waste included
- AS/NZ Standard AS1172.4.2019



PRODUCT SPECIFICATIONS

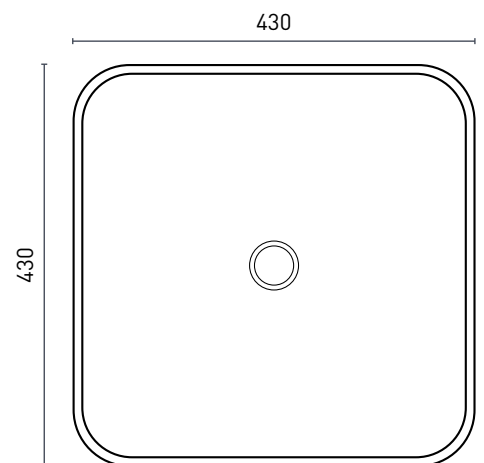
Colour:	High gloss white
Material:	Superior vitreous china
Length:	430mm
Width:	430mm
Height:	160mm
Capacity:	5.2L
Basin Type:	Semi-inset
Net Weight:	10kg
Warranty:	10 years* (refer to decina.com.au)

INCLUDED ACCESSORIES

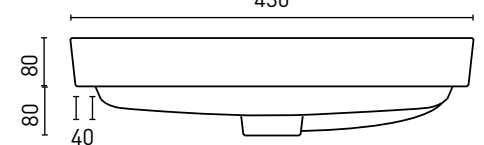
- Pop-up basin waste - chrome



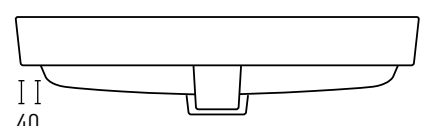
TOP VIEW



SIDE VIEW



BACK VIEW



DECINA
DISCOVER INDULGENCE

DECINA.COM.AU 1300 DECINA   

*Warranty T&Cs apply, visit decina.com.au Decina reserves the right to change specifications without notice. Due to manufacturing tolerances dimensions may vary +/- 5mm. We recommend installation does not start until after delivery. Please confirm all particulars prior to purchase, call 1300 DECINA or visit decina.com.au