

Angelique Dolce Vita Inset Spa Bath

 MADE IN AUSTRALIA



SPA BATH SHELL



PUMP, JETS
& FITTINGS

The Angelique's timeless design features generous depth & additional features such as arm rests & ergonomic lumbar support that set the benchmark in corner bath design.

- AS/NZ Standard 3861:1991
- Steel rod reinforced rim
- Double reinforced bath base
- Suitable for dual bathing
- Moulded armrests
- Lumbar support

PRODUCT SPECIFICATIONS

Colour:	High Gloss White
Material:	Premium Sanitary grade acrylic
Length:	1295mm / 1465mm
Width:	1295mm / 1465mm
Height:	480mm
Capacity:	179L / 259L [200mm below the bath rim]
Bath Type:	Inset
Waste Position:	Centre
Warranty:	*10 years spa shell, *5 years pump, jets, fittings (*refer to decina.com.au)

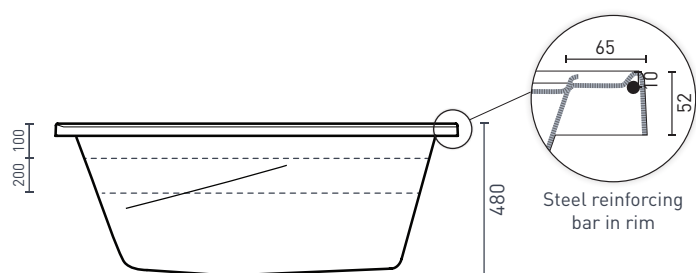
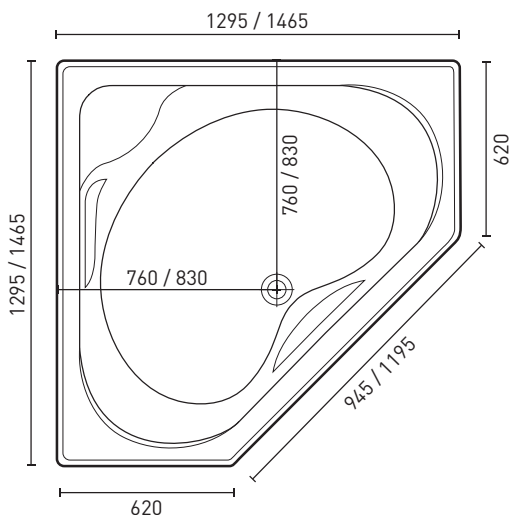
ANGELIQUE DOLCE VITA 18 JETS

SIZE (l) x (w) x (d) mm	CAPACITY*	NET WEIGHT	CODE
1295 x 1295 x 480	179L	60.3kg	AN1295DVSPAWC
1465 x 1465 x 480	259L	75kg	AN1465DVSPAWC

- 6 x adjustable flush C-Lenda™ centro jets
- 12 x adjustable flush C-Lenda™ mini jets
- 2 x flush C-Lenda™ air controls
- 1 x flush C-Lenda™ suction
- Spa Key remote control
- 1100 watt spa key heat boost pump
- 2 x Sia black headrests



Available with chrome, white or black jets with stainless steel trim.



SPA BATH ORDER FORM

Spa baths are made to order on receipt of the order form & are non-refundable. Please allow approximately 15-20 working days for completion & dispatch. We recommend filling out your SPA BATH ORDER FORM with your qualified tradesperson.

DATE: _____

COMPANY: _____ BRANCH: _____

CONTACT: _____ PHONE: _____

ORDER NO: _____ MODEL: _____ SIZE: _____

QTY: _____ JET COLOUR: DOLCE VITA ONLY (NO additional cost)    Chrome White Black

CUSTOMER NAME: _____ CUSTOMER SIGNATURE: _____

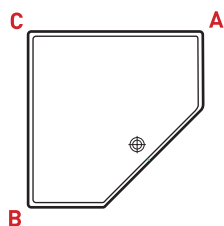
CUSTOMER EMAIL: _____ CUSTOMER PHONE NO: _____

ANGELIQUE ACCESSORIES	PRODUCT CODE	DOLCE VITA
40mm Removable pop-up waste	Chrome WA001 / White Gloss WA002 / Black Matte WA003	Optional
Pop-up waste & overflow kit	Chrome OWA001	Optional
Pop-down waste & overflow kit	Chrome OWA002 / Black Matte OWA003 / White Gloss OWA007	Optional
Sia Headrest	Black Curved SY242-B	2 x included
Corner Base Support Frame	TAP004	Included
Flexible Bath Connector	OWA005	Optional
TriFlo Spa Pump Bracket & Cover (outside pump)	EDG119	Optional
TriFlo cover plate (outside pump)	EDG138	Optional
TriFlo Drain Tray & 1m Tubing (inside pump)	EDG140	Optional
Bamboo Bath Caddy	BC001	Optional

SPA PUMP NOTES

- The spa pump does not fit directly in the baths perimeter (*allow 100mm*)
- The spa pump must be easily accessible for maintenance
- Waste positions can not be changed
- We recommend spa pumps installed outside are fitted with a Spa Pump Cover **EDG119**
- We recommend spa pumps installed inside are fitted with a Drain Tray **EDG140**

TICK THE BOX NEXT TO YOUR PUMP POSITION **A / B / C** ON THE DIAGRAM



Whilst every effort is made to adhere to published jet & fittings positions, variation to specifications may occur without notice. *Warranty T&Cs apply, visit decina.com.au Decina reserves the right to change specifications without notice. Due to manufacturing tolerances dimensions may vary +/- 5mm. We recommend installation does not start until after delivery. Please confirm all particulars prior to purchase, call 1300 DECINA or visit decina.com.au