

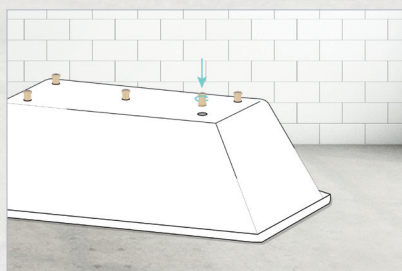
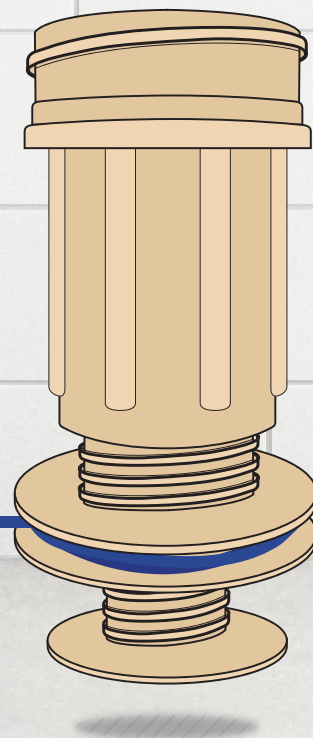
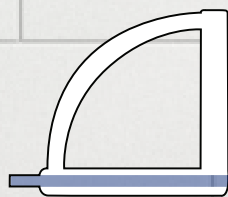
# EZI FEET

## BATH INSTALLATION

EZF005 PACK OF 5 RRP FROM \$69


### AN EASY 3 STEP, ON-SITE INSTALLATION INNOVATION FROM DECINA

- A fast, self-leveling, support system with a 50mm-120mm height adjustment
- **EZI FEET** are suitable for select Decina built-in baths, with self-supporting feet
- **EZI FEET** eliminate the need for expensive steel base frames, wet bed slurries or stacks of wood
- **EZI FEET** protect the baths manufacturing warranty
- **EZI FEET** have a combined load bearing of 500kgs



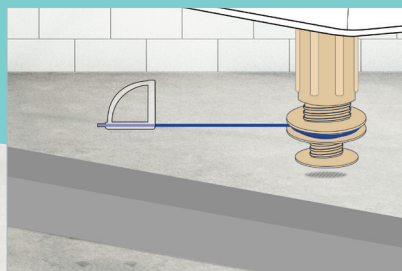
①

Screw the **EZI FEET** into the supporting feet fitted on the base of the bath.



②

Level the bath into the appropriate position & connect the bath waste.



③

Pull the cord on each of the **EZI FEET** lowering each foot down to meet the floor with a level, sturdy connection.

**EZI FEET** are suitable for Decina built-in baths, with self-supporting feet including AD1510W, AD1650W, AL1750W, AP1525W, AP1675W, AX1510W, AX1520WM2, AX1650W, AX1650WM2, BA1510W, BA1650W, MT1510W, MT1650W, NO1650W, NT1665W, REBS1520W, REBS1650W, RESO1520WM2, RESO1675W, RESO1675WM2, TLAR1520W, TLAR1665W, TLRE1520WM2, TLRE1650WM2, YAR1520W, YAR1650W. For further product information about **EZI FEET** [EZF005] please ask your friendly bathroomware expert or visit [decina.com.au](http://decina.com.au)

**DECINA**  
DISCOVER INDULGENCE

DECINA.COM.AU 1300 DECINA   