

M Series Freestanding Shower Panel



The M-Series freestanding shower panel is the ultimate in bathroom luxury & design. Available in your preference of chrome / black / brushed nickel fittings combined with clear glass or chrome / black fittings with tinted glass. The shower panel is supported by two shower braces allowing for dual entry & installation off any wall.

- AS/NZ Standard 1288:2006
- Shower brace (1150mm) can be cutdown to size*
- EZI clean glass coating
- Fully concealed fixtures
- Corrosion resistant fixings
- Install on tiled wall & floor or a 2-sided acrylic shower wall and LUNA acrylic shower base

PRODUCT SPECIFICATIONS

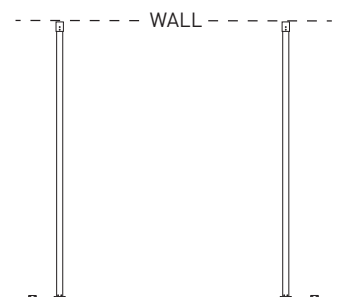

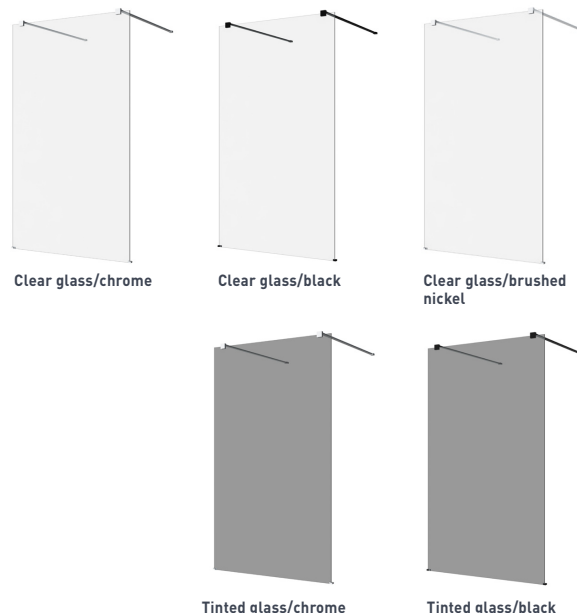
Material:	10mm toughened clear/ tinted glass with chrome/ black/ brushed nickel fittings
Width:	1150
Depth:	1150mm*
Height:	2000mm
Net Weight:	62kgs
Warranty:	5 years (refer to decina.com.au)

PRODUCT CODES

1150 x 1150 x 2000	MSP1150FREE Clear/Chrome
1150 x 1150 x 2000	MSP1150FREECB Clear/Black
1150 x 1150 x 2000	MSP1150FREECN Clear/Brushed Nickel
1150 x 1150 x 2000	MSP1150FREEBC Tinted/Chrome
1150 x 1150 x 2000	MSP1150FREEB Tinted/Black

OPTIONAL ACCESSORIES

- Two sided acrylic shower wall **SW900 / SW1000 /SW1200**
- Luna acrylic shower base **SB900C3T** (centre waste) / **SB1000R3T** (rear waste)
- Luna acrylic shower base **SB1000C3T** (centre waste) / **SB1000R3T** (rear waste)
- Luna acrylic shower base **SW1200R3T** (rear waste)



NOTE 1150mm wall brace can be cut down to size

DECINA
DISCOVER INDULGENCE

DECINA.COM.AU 1300 DECINA



*Warranty T&Cs apply, visit decina.com.au Decina reserves the right to change specifications without notice. Due to manufacturing tolerances dimensions may vary +/- 5mm. We recommend installation does not start until after delivery. Please confirm all particulars prior to purchase, call 1300 DECINA or visit decina.com.au